

# APPENDIX EC7

## 2011 Financial Estimates Summary Sheet

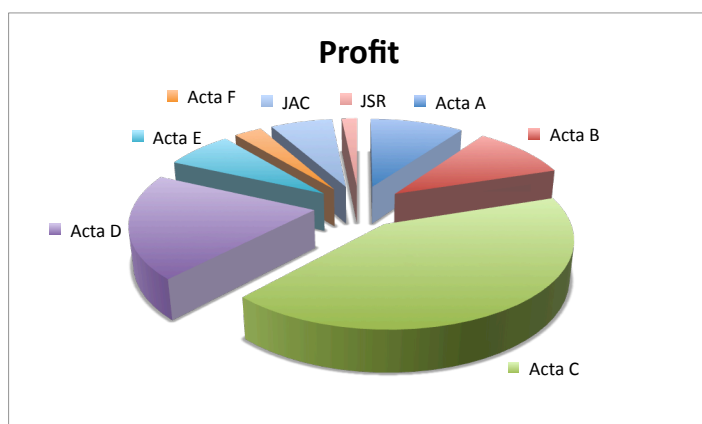
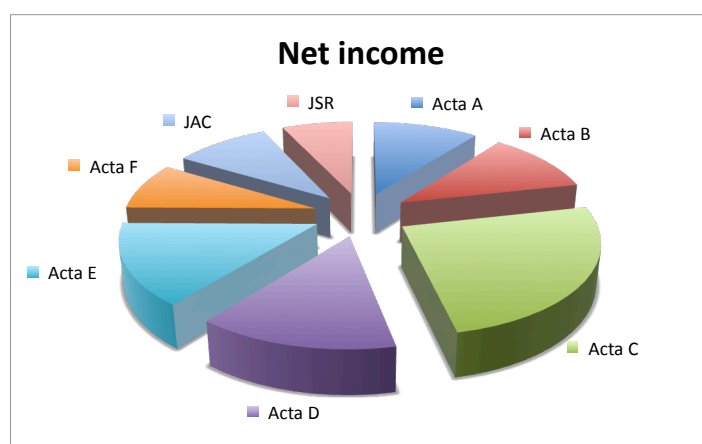
	<i>Pages</i>	<i>Profit/loss (GBP)</i>	<i>As % of expenditure</i>	<i>Institutional subscribers</i>	<i>Full price (GBP)</i>
Acta A	708	65,058	38.14	470	505
Acta B	720	67,480	36.82	467	535
Acta C	1,216	277,763	95.71	457	1442
Acta D	1,176	130,916	70.01	432	861
Acta E (see footnote)	4,600	47,036	16.85		
Acta F (see footnote)	1,536	19,398	11.37	135	696
Acta Special Issues	120				
<b>Acta total</b>	<b>10,076</b>	<b>607,651</b>	<b>47.45</b>		
JAC	1,200			380	550
JAC Special Issue	-				
<b>JAC total</b>	<b>1,200</b>	<b>43,160</b>	<b>25.37</b>		
JSR	744			135	824
JSR Special Issue	96				
<b>JSR total</b>	<b>840</b>	<b>10,669</b>	<b>7.25</b>		

**Grand totals** **12,116** **661,481** **41.39**

**If web journals costs are included** **558,009** **34.92**

Charge to Publications and Journals Development Fund for Special Issues

**GBP 8,415**



# Acta Crystallographica: Estimates for 2011

Revised March 2011

## EXPENDITURE

GBP

### Publishing

Printing	41,503	
Distribution	5,633	
Subscription administration	48,260	
Special Issue	13,911	
		109,306

### Editorial

Editorial honoraria	141,148	
Secretarial assistance	13,750	
Postage, travel etc.	11,908	
Technical editing and in-house typesetting	643,471	
R&D	163,681	
Promotion	57,437	
Computer	23,204	
Depreciation	18,976	
		1,073,574
Administration		97,853

## TOTAL EXPENDITURE

1,280,733

EXCESS OF INCOME OVER EXPENDITURE	607,651
(Expressed as % of expenditure)	47.45

EXCESS OF INCOME OVER EXPENDITURE IF SPECIAL ISSUES NOT SUBSIDISED BY PJDF	603,740
(Expressed as % of expenditure)	47.14

## INCOME

Non-consortial subscription income, including open-access income	701,777	
Sales of back issues	118,269	
Copyright fees	10,399	
Advertisements	2,754	
Profit on offprints	10,669	
Consortial sales	1,235,819	
Pay per view/secondary services	9,505	
Contribution from CCP4 organizers	10,000	
Charge to Publications and Journals Development Fund for CCP4	3,911	
	2,103,102	
Less publisher's commission on sales	-214,718	
		1,888,384
<b>TOTAL INCOME</b>		<b>1,888,384</b>

# Journal of Applied Crystallography: Estimates for 2011

Revised March 2011

## EXPENDITURE

GBP

### *Publishing*

Printing	10,872	
Distribution	1,770	
Subscription administration	10,368	
Special Issue	-	
		23,009

### *Editorial*

Editorial honoraria	8,311	
Secretarial assistance	-	
Postage, travel etc.	1,119	
Technical editing and in-house typesetting	87,331	
R&D	23,525	
Promotion	9,573	
Computer	2,674	
Depreciation	2,793	
		135,326
Administration		11,794

**TOTAL EXPENDITURE 170,130**

<b>EXCESS OF INCOME OVER EXPENDITURE</b>	<b>43,160</b>
<i>(Expressed as % of expenditure)</i>	<i>25.37</i>

<b>EXCESS OF INCOME OVER EXPENDITURE IF SPECIAL ISSUES NOT SUBSIDISED BY PJDF</b>	<b>43,160</b>
<i>(Expressed as % of expenditure)</i>	<i>25.37</i>

## INCOME

Subscriptions to current volume	57,316	
Sales of back issues	15,594	
Copyright fees	3,856	
Advertisements	1,922	
Profit on offprints	2,324	
Consortial sales	165,293	
Pay per view/secondary services	2,716	
Contribution from organizers	-	
Charge to Publications and Journals Development Fund for SI	-	
	249,021	
Less publisher's commission on sales	-35,731	
		213,290
<b>TOTAL INCOME</b>		<b>213,290</b>

# Journal of Synchrotron Radiation: Estimates for 2011

Revised March 2011

## EXPENDITURE

GBP

### *Publishing*

Printing	8,422	
Distribution	1,097	
Subscription administration	10,012	
Special Issue	12,504	
		32,036

### *Editorial*

Editorial honoraria	6,877	
Secretarial assistance	-	
Postage, travel etc.	59	
Technical editing and in-house typesetting	67,253	
R&D	20,837	
Promotion	9,573	
Computer	1,694	
Depreciation	1,564	
		107,857
Administration		7,312

## TOTAL EXPENDITURE

147,205

EXCESS OF INCOME OVER EXPENDITURE	10,669
(Expressed as % of expenditure)	7.25

EXCESS OF INCOME OVER EXPENDITURE IF SPECIAL ISSUES NOT SUBSIDISED BY PJDF	6,165
(Expressed as % of expenditure)	4.19

## INCOME

Subscriptions to current volume	45,808	
Sales of back issues	595	
Copyright fees	1,264	
Advertisements	1,549	
Sponsorship from SR sites	31,000	
Profit on offprints	2,013	
Consortial sales	97,844	
Pay per view/secondary services	1,358	
Contribution from organizers	8,000	
Charge to Publications and Journals Development Fund for SI	4,504	
	193,936	
Less publisher's commission on sales	-36,062	
		157,874
TOTAL INCOME		157,874

# Combined Acta + JAC + JSR: Estimates for 2011

Revised March 2011

## EXPENDITURE

	GBP	
Publishing		
Printing	60,797	
Distribution	8,500	
Subscription administration	68,640	
Special Issue	26,415	164,351
Editorial		
Editorial honoraria	156,337	
Secretarial assistance	13,750	
Postage, travel etc.	13,086	
Technical editing and in-house typesetting	798,054	
R&D	208,043	
Promotion	76,583	
Computer	27,572	
Depreciation	23,333	1,316,757
Administration		116,960
<b>TOTAL EXPENDITURE</b>		<b>1,598,068</b>

EXCESS OF INCOME OVER EXPENDITURE	661,481
(Expressed as % of expenditure)	41.4%

EXCESS OF INCOME OVER EXPENDITURE IF SPECIAL ISSUES NOT SUBSIDISED BY PJDF	<b>653,066</b>
(Expressed as % of expenditure)	40.9%

## INCOME

Non-consortial subscription income, including open-access income	804,901	
Sales of back issues	134,458	
Copyright fees	15,519	
Advertisements	6,225	
Sponsorship from SR sites	31,000	
Profit on offprints	15,006	
Consortial sales	1,498,957	
Pay per view/secondary services	13,578	
Contribution from organizers	18,000	
Charge to Publications and Journals Development Fund	8,415	
	2,546,059	
Less publisher's commission on sales	-286,510	2,259,549
<b>TOTAL INCOME</b>		<b>2,259,549</b>

# APPENDIX EC8

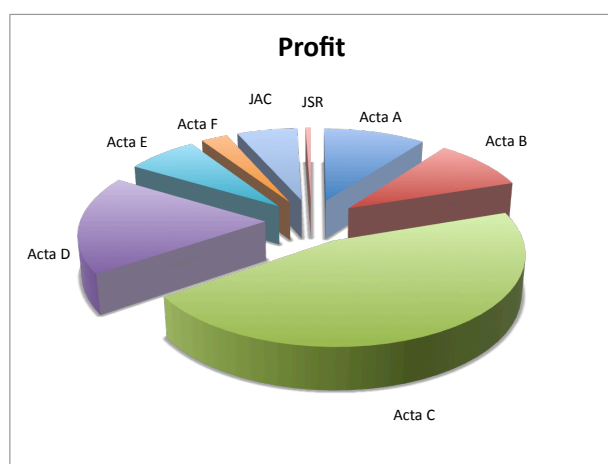
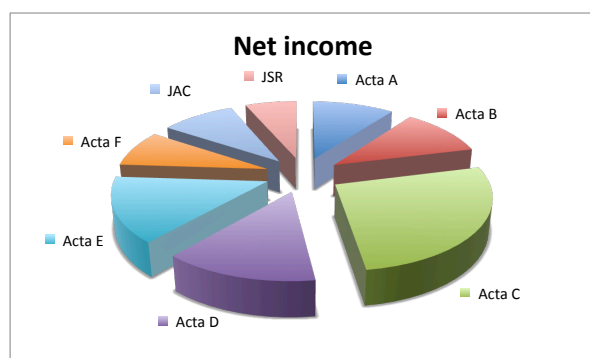
## 2012 Financial Estimates Summary Sheet

	<i>Pages</i>	<i>Profit/loss (GBP)</i>	<i>As % of expenditure</i>	<i>Institutional subscribers</i>	<i>Full price (GBP)</i>
Acta A	720	73,181	44.65	447	535
Acta B	720	68,191	37.05	444	567
Acta C	1,216	324,450	110.32	434	1529
Acta D	1,176	128,290	67.95	411	913
Acta E (see footnote)	4,800	50,940	17.73		
Acta F (see footnote)	1,536	19,107	11.09	128	738
Acta Special Issues	120				
<b>Acta total</b>	<b>10,288</b>	<b>664,159</b>	<b>51.47</b>		
JAC	1,200			361	583
JAC Special Issue	-				
<b>JAC total</b>	<b>1,200</b>	<b>43,400</b>	<b>25.35</b>		
JSR	720			128	873
JSR Special Issue	-				
<b>JSR total</b>	<b>720</b>	<b>3,822</b>	<b>2.62</b>		
<b>Grand totals</b>	<b>12,208</b>	<b>711,381</b>	<b>44.26</b>		
<b>If web journals costs are included</b>		<b>606,739</b>	<b>37.75</b>		

Charge to Publications and Journals Development Fund for Special Issues

GBP 4,070

10% of each Acta C subscription assigned to Acta E  
25% of each Acta D subscription assigned to Acta F  
£ 93.00 Open access charge for Acta E  
0.9 Proportion paying open-access charge for Acta E



# Acta Crystallographica: Estimates for 2012

Prepared March 2011

## EXPENDITURE

GBP

### Publishing

Printing	41,640	
Distribution	5,663	
Subscription administration	48,681	
Special Issue	14,070	
		110,053

### Editorial

Editorial honoraria	144,821	
Secretarial assistance	16,914	
Postage, travel etc.	12,162	
Technical editing and in-house typesetting	643,431	
R&D	164,335	
Promotion	57,577	
Computer	23,204	
Depreciation	18,976	
		1,081,420
Administration		98,959

**TOTAL EXPENDITURE** **1,290,432**

<b>EXCESS OF INCOME OVER EXPENDITURE</b>	<b>664,159</b>
<i>(Expressed as % of expenditure)</i>	<i>51.47</i>

<b>EXCESS OF INCOME OVER EXPENDITURE IF SPECIAL ISSUES NOT SUBSIDISED BY PJDF</b>	<b>660,088</b>
<i>(Expressed as % of expenditure)</i>	<i>51.15</i>

## INCOME

Non-consortial subscription income, including open-access income	713,207	
Sales of back issues	118,269	
Copyright fees	10,399	
Advertisements	2,754	
Profit on offprints	10,669	
Consortial sales	1,297,862	
Pay per view/secondary services	9,505	
Contribution from CCP4 organizers	10,000	
Charge to Publications and Journals Development Fund for CCP4	4,070	
	2,176,735	
Less publisher's commission on sales	-222,144	
		1,954,591
<b>TOTAL INCOME</b>		<b>1,954,591</b>

# Journal of Applied Crystallography: Estimates for 2012

Prepared March 2011

## EXPENDITURE

GBP

### *Publishing*

Printing	10,872	
Distribution	1,773	
Subscription administration	10,458	
Special Issue	-	
		23,103

### *Editorial*

Editorial honoraria	8,311	
Secretarial assistance	-	
Postage, travel etc.	1,119	
Technical editing and in-house typesetting	88,276	
R&D	23,619	
Promotion	9,596	
Computer	2,674	
Depreciation	2,793	
		136,388

Administration		11,679
----------------	--	--------

<b>TOTAL EXPENDITURE</b>		<b>171,171</b>
--------------------------	--	----------------

<b>EXCESS OF INCOME OVER EXPENDITURE</b>	<b>43,400</b>
<i>(Expressed as % of expenditure)</i>	<i>25.35</i>

<b>EXCESS OF INCOME OVER EXPENDITURE IF SPECIAL ISSUES NOT SUBSIDISED BY PJDF</b>	<b>43,400</b>
<i>(Expressed as % of expenditure)</i>	<i>25.35</i>

## INCOME

Subscriptions to current volume	57,665
Sales of back issues	15,594
Copyright fees	3,856
Advertisements	1,922
Profit on offprints	2,324
Consortial sales	166,450
Pay per view/secondary services	2,716
Contribution from organizers	-
Charge to Publications and Journals Development Fund for SI	-
	250,527

Less publisher's commission on sales	-35,956	
		214,571

<b>TOTAL INCOME</b>	<b>214,571</b>
---------------------	----------------



# Journal of Synchrotron Radiation: Estimates for 2012

Prepared March 2011

## EXPENDITURE

GBP

### Publishing

Printing	8,150	
Distribution	1,064	
Subscription administration	10,101	
Special Issue	-	
		19,315

### Editorial

Editorial honoraria	6,778	
Secretarial assistance	-	
Postage, travel etc.	57	
Technical editing and in-house typesetting	76,203	
R&D	23,619	
Promotion	9,596	
Computer	1,694	
Depreciation	1,564	
		119,512

Administration		7,007
----------------	--	-------

<b>TOTAL EXPENDITURE</b>		<b>145,834</b>
--------------------------	--	----------------

<b>EXCESS OF INCOME OVER EXPENDITURE</b>	<b>3,822</b>
<i>(Expressed as % of expenditure)</i>	<i>2.62</i>

<b>EXCESS OF INCOME OVER EXPENDITURE IF SPECIAL ISSUES NOT SUBSIDISED BY PJDF</b>	<b>3,822</b>
<i>(Expressed as % of expenditure)</i>	<i>2.62</i>

## INCOME

Subscriptions to current volume	48,359
Sales of back issues	595
Copyright fees	1,264
Advertisements	1,549
Sponsorship from SR sites	32,860
Profit on offprints	2,013
Consortial sales	98,529
Pay per view/secondary services	1,358
Contribution from organizers	-
Charge to Publications and Journals Development Fund for SI	-
	186,527

Less publisher's commission on sales	-36,871	
		149,656

<b>TOTAL INCOME</b>		<b>149,656</b>
---------------------	--	----------------

# Combined Acta + JAC + JSR: Estimates for 2012

Prepared March 2011

## EXPENDITURE

	GBP
Publishing	
Printing	60,662
Distribution	8,500
Subscription administration	69,240
Special Issue	14,070
	152,472
Editorial	
Editorial honoraria	159,910
Secretarial assistance	16,914
Postage, travel etc.	13,338
Technical editing and in-house typesetting	807,910
R&D	211,573
Promotion	76,769
Computer	27,572
Depreciation	23,333
	1,337,320
Administration	117,646

**TOTAL EXPENDITURE 1,607,437**

EXCESS OF INCOME OVER EXPENDITURE	711,381
(Expressed as % of expenditure)	44.3%

EXCESS OF INCOME OVER EXPENDITURE IF SPECIAL ISSUES NOT SUBSIDISED BY PJDF	<b>707,310</b>
(Expressed as % of expenditure)	44.0%

## INCOME

Non-consortial subscription income, including open-access income	819,232
Sales of back issues	134,458
Copyright fees	15,519
Advertisements	6,225
Sponsorship from SR sites	32,860
Profit on offprints	15,006
Consortial sales	1,562,841
Pay per view/secondary services	13,578
Contribution from organizers	10,000
Charge to Publications and Journals Development Fund	4,070
	2,613,789
Less publisher's commission on sales	-294,971
	2,318,818
<b>TOTAL INCOME</b>	<b>2,318,818</b>